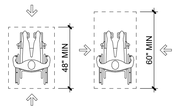

(a) FRONT OR REAR ACCESS (b) SIDE ACCESS

FIGURE 802.4
DEPTH OF A WHEELCHAIR SPACE IN ASSEMBLY AREAS

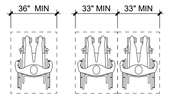

(a) SINGLE SPACE (b) MULTIPLE ADJACENT SPACE

FIGURE 802.3
WIDTH OF A WHEELCHAIR SPACE IN ASSEMBLY AREAS

NOTE:

SIGNAGE TO COMPLY WITH ICC A117.1-2009 OR GOVERNING AUTHORITY.

PICTOGRAMS AND THEIR FIELD SHOULD HAVE A NON-GLARE FINISH.

PICTOGRAMS SHALL CONTRAST WITH THEIR FIELD WITH EITHER A LIGHT PICTOGRAM ON A DARK FIELD OR A DARK PICTOGRAM ON A LIGHT FIELD.

PICTOGRAMS SHOULD HAVE TEXT DESCRIPTORS LOCATED DIRECTLY BELOW THE PICTOGRAM FIELD.

PICTOGRAMS AND LETTERING TO BE RAISED 1/32".

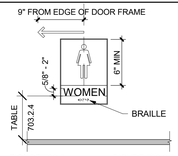

FIGURE 703.5
PICTOGRAM FIELD

FIGURE 703.3.5
CHARACTER HEIGHT

HEIGHT ABOVE FLOOR TO BASELINE OF CHARACTER	HORIZONTAL VIEWING DISTANCE	MINIMUM CHARACTER HEIGHT
40 inches to less than or equal to 70 inches	Less than 6 feet	5/8 inch
	6 feet and greater	5/8 inch, plus 1/8 inch per foot of viewing distance above 6 feet
Greater than 70 inches to less than or equal to 120 inches	Less than 15 feet	2 inches
	15 feet and greater	2 inches, plus 1/8 inch per foot of viewing distance above 15 feet
Greater than 120 inches	Less than 21 feet	3 inches
	21 feet and greater	3 inches, plus 1/8 inch per foot of viewing distance above 21 feet

TABLE 703.2.4
VISUAL CHARACTER HEIGHT

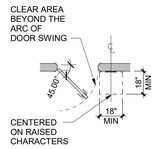

FIGURE 703.3.11
LOCATION OF SIGNS AT DOORS

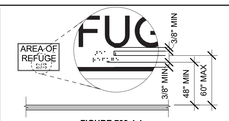

FIGURE 703.4.4
POSITION OF BRAILLE
FIGURE 703.4.5
HEIGHT OF BRAILLE CHARACTERS ABOVE FLOOR

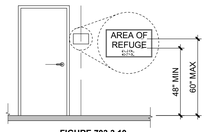

FIGURE 703.3.10
HEIGHT OF RAISED CHARACTERS ABOVE FLOOR

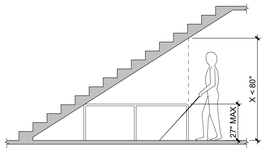

FIGURE 307.4
REDUCED VERTICAL CLEARANCE

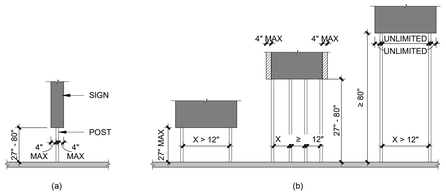

FIGURE 307.3
POST MOUNTED PROTRUDING OBJECTS

ACCESSIBILITY GENERAL NOTES

1. ALL DIMENSIONS ARE FROM FINISH FACE TO FINISH FACE.
2. REFERENCED STANDARD: 2009 ICC/ANSI A117.1 ACCESSIBLE AND USABLE BUILDINGS AND FACILITIES.
3. ALL INDICATED NOTES AND DIAGRAMS ILLUSTRATED ADDRESS COMMON CONDITIONS WITHIN THE REFERENCE STANDARD. FOR CONDITIONS NOT DESCRIBED, THE CONTRACTORS SHOULD REFERENCE THE COMPLETE 2009 ICC/ANSI A117.1 ACCESSIBLE AND USABLE BUILDINGS AND FACILITIES.

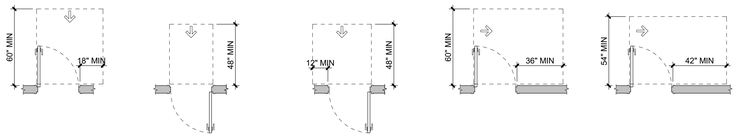

(a) FRONT APPROACH, PULL SIDE
(b) FRONT APPROACH, PUSH SIDE
(c) FRONT APPROACH PUSH SIDE, W/ CLOSER AND LATCH
(d) HINGE APPROACH, PULL SIDE
(e) HINGE APPROACH, PULL SIDE

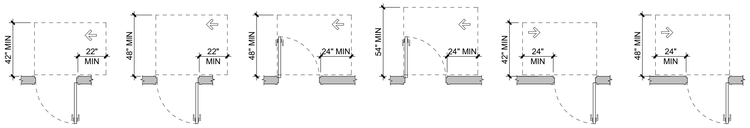

(f) HINGE APPROACH, PUSH SIDE
(g) HINGE APPROACH, PUSH SIDE, W/ CLOSER AND LATCH
(h) LATCH APPROACH. PULL SIDE
(i) LATCH APPROACH. PULL SIDE, W/ CLOSER
(j) LATCH APPROACH. PUSH SIDE
(k) LATCH APPROACH. PUSH SIDE, W/ CLOSER

FIGURE 404.2.3.2
MANEUVERING CLEARANCES AT MANUAL SWINGING DOORS

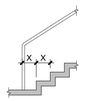

NOTE: X = TREAD DEPTH

FIGURE 505.10.3
BOTTOM HANDRAIL EXTENSION AT STAIRS

FIGURE 505.10.2
TOP HANDRAIL EXTENSION AT STAIRS

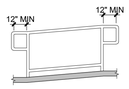

FIGURE 505.10.1
TOP AND BOTTOM HANDRAIL EXTENSION AT RAMPS

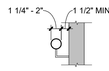

FIGURE 505.5
HANDRAIL CLEARANCE
505.7
HANDRAIL CROSS SECTION

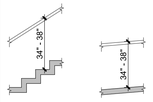

FIGURE 505.4
HANDRAIL HEIGHT

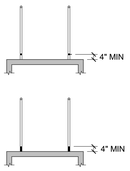

FIGURE 405.9.2
RAMP EDGE PROTECTION

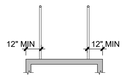

FIGURE 405.9.1
EXTENDED FLOOR SURFACE

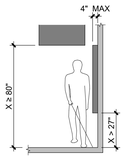

FIGURE 307.2
LIMITS OF PROTRUDING OBJECTS

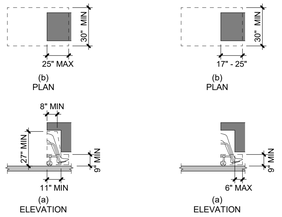

FIGURE 306.3
KNEE CLEARANCE

FIGURE 306.2
TOE CLEARANCE

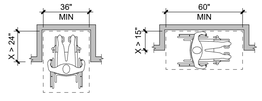

(a) FORWARD APPROACH (b) PARALLEL APPROACH

FIGURE 305.7
MANEUVERING CLEARANCE IN AN ALCOVE

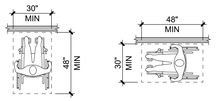

(a) FORWARD (b) PARALLEL

FIGURE 305.5
POSITION OF CLEAR FLOOR SPACE

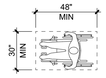

FIGURE 305.3
SIZE OF CLEAR FLOOR SPACE

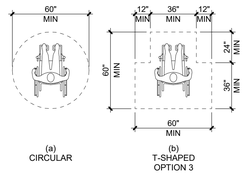

FIGURE 304.3
SIZE OF TURNING SPACE

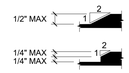

FIGURE 303.3
BEVELED CHANGE IN LEVEL

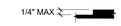

FIGURE 303.2
VERTICAL CHANGE IN LEVEL

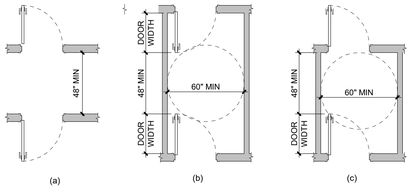

FIGURE 404.2.5
TWO DOORS IN SERIES

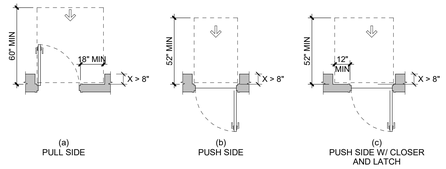

FIGURE 404.2.3.5
MANEUVERING CLEARANCES AT RECESSED DOOR AND GATES

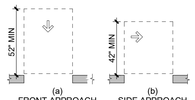

FIGURE 404.2.3.4
MANEUVERING CLEARANCES AT DOORWAYS WITHOUT DOORS

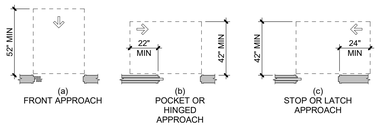

FIGURE 404.2.3.3
MANEUVERING CLEARANCES AT SLIDING AND FOLDING DOORS

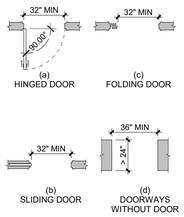

FIGURE 404.2.2
CLEAR WIDTH OF DOORWAYS

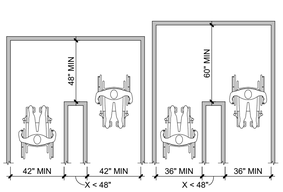

FIGURE 403.5.1
CLEAR WIDTH AT 180° TURN

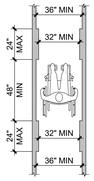

FIGURE 403.5
CLEAR WIDTH OF AN ACCESSIBLE ROUTE

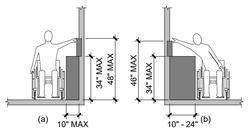

FIGURE 308.3.2
OBSTRUCTED HIGH SIDE REACH

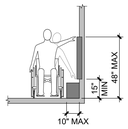

FIGURE 308.3.1
UNOBSTRUCTED SIDE REACH

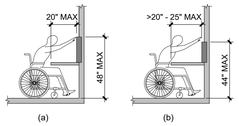

FIGURE 308.2.2
OBSTRUCTED HIGH FORWARD REACH

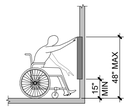

FIGURE 308.2.1
UNOBSTRUCTED FORWARD REACH

DESIGNER / BUILDER
ARCO DESIGN/BUILD INDUSTRIAL
44 SOUTH BROADWAY, SUITE 1003
WHITE PLAINS, NY 10601
P: 914.821.5535 F: 914.306.6010

ADBI | DESIGN SERVICES

Lincoln Equities Group, LLC

PROJECT TITLE

LINCOLN LOGISTICS BREWSTER - BLDG B

NY-312 & PUGSLEY RD, SOUTHEAST, NY 10509

ARCHITECT
ADBI / DESIGN SERVICES LLC
44 SOUTH BROADWAY, SUITE 1003
WHITE PLAINS, NY 10601

CIVIL ENGINEER
LANGAN ENGINEERING
300 KIMBALL DRIVE
PARSIPPANY, NJ 07054

STRUCTURAL ENGINEER
SMITH/ ROBERTS AND ASSOCIATES, INC.
6501 BLUFF RD.
INDIANAPOLIS, INDIANA 46217

MECHANICAL ENGINEER
NATIONAL DESIGN/ BUILD SERVICES
11840 BORMAN DRIVE
ST. LOUIS, MO 63146

ELECTRICAL ENGINEER
FBX ENGINEERING
5 CHRISTY DRIVE, SUITE 307
CHADDS FORD, PA 19317

PLUMBING ENGINEER
MCCARTHY ENGINEERING ASSOCIATES, INC.
315 EAST SECOND STREET
BOYERTOWN, PA 19512

FIRE PROTECTION ENGINEER
S A COMUNALE CO. INC.
2900 NEWPARK DRIVE
BARBERTON, OH 44203

SEAL

JOSEPH V. DIGIORGIO | NY: 042948

SUBMITTALS

NO.	DATE	DESCRIPTION
	05.27.2022	PROGRESS SET

PROJECT NO. AS286-21/ NY131
DRAWN BY ARCO

SHEET TITLE
ACCESSIBILITY DETAILS - ICC A117.1-2009

SHEET NO.
G-0.10-A117.1

AW 05:03:11 02/02/2022 22" x 34" 1:1 ARCHY CTB PR84